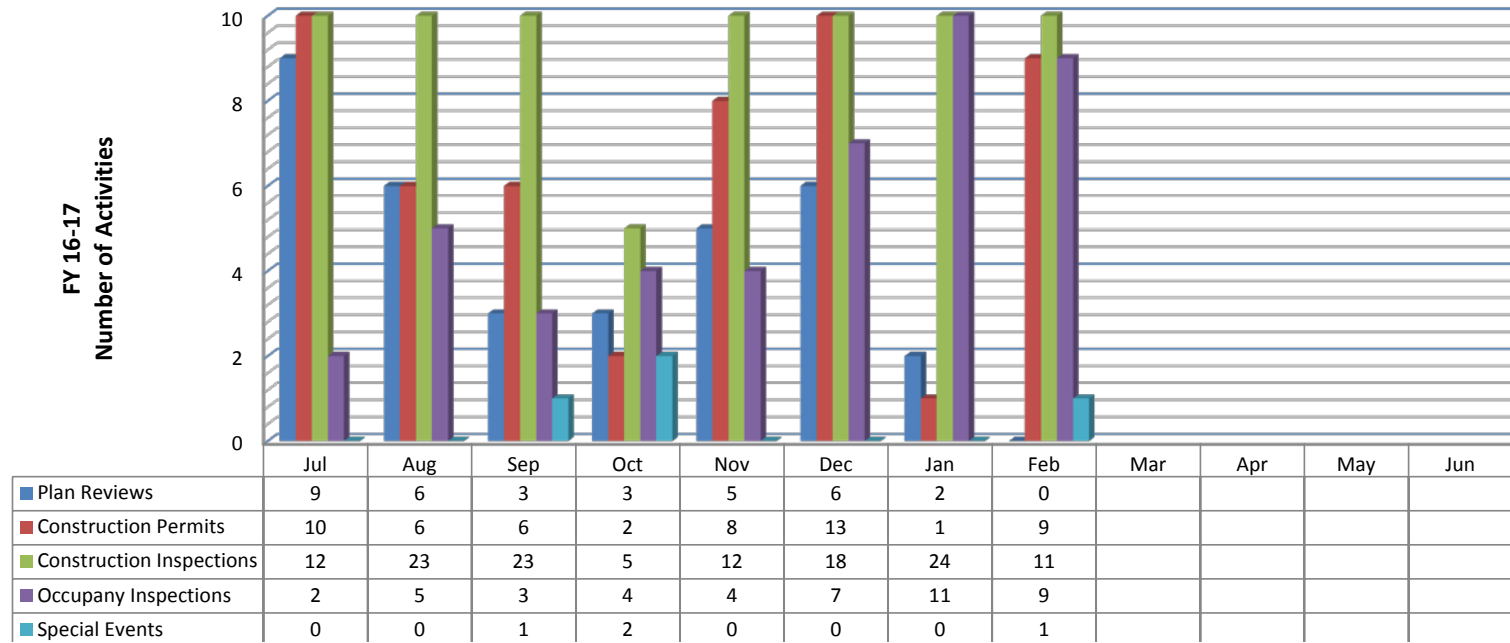
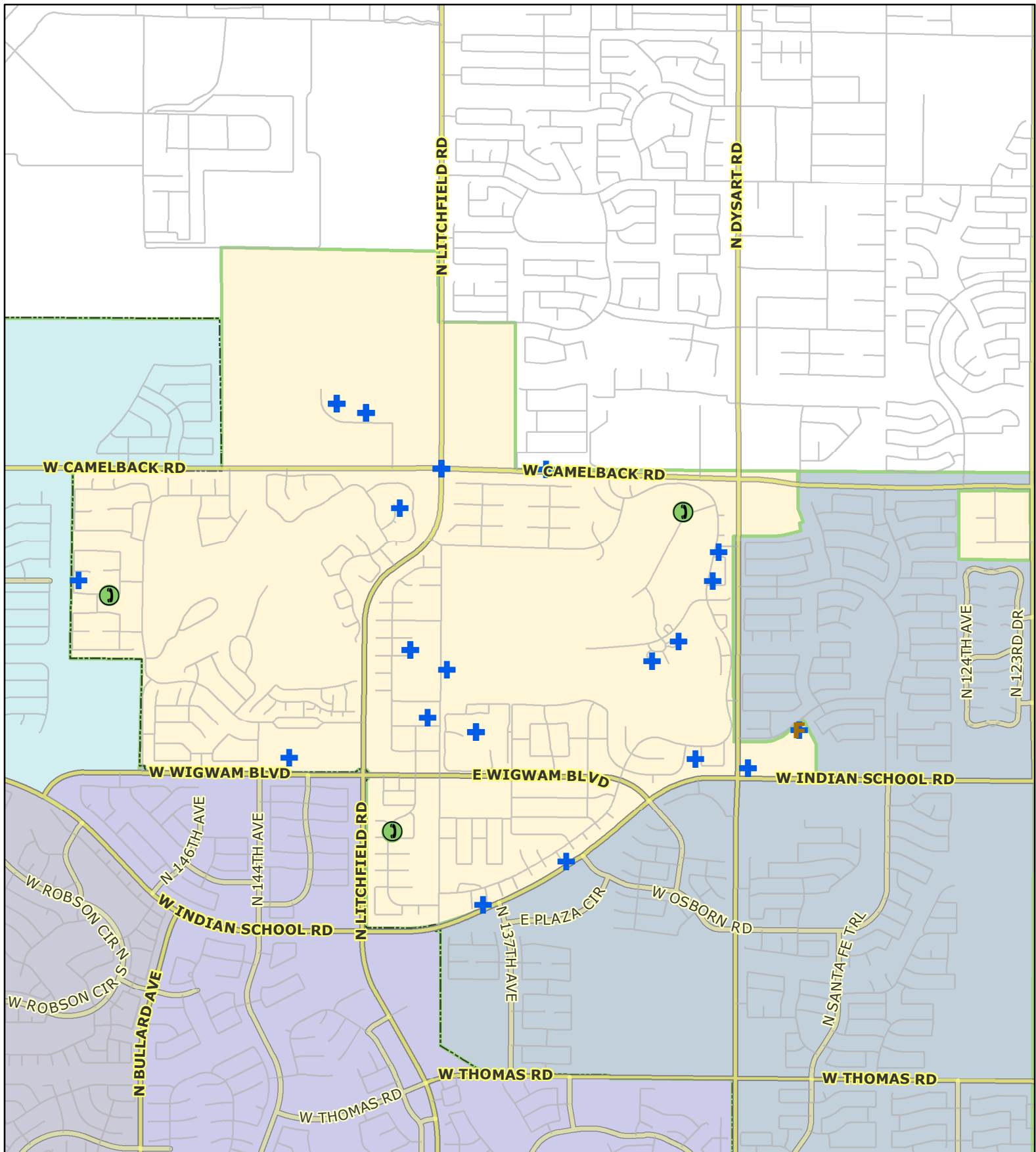




City of Litchfield Park
Fire Development Services





City of Litchfield Park
Incident Map
February 2017



LEGEND

- + EMS
- F FALSE ALARMS & FALSE CALLS
- 1 GOOD INTENT CALLS

This agency is not responsible for the misinterpretation of this map and makes no inference or judgment as to the relative safety of particular areas. This map does not meet national map accuracy standards and should not be used for engineering purposes.



Goodyear Fire Department

City of Litchfield Park

Date Range: 02-01-2017 to 02-28-2017



INCIDENT #	ALARM DATE/TIME	ARRIVAL TIME	STATION	SHIFT	PROPERTY USE	INCIDENT TYPE	ADDRESS
EMS (31 Calls)							
7038386	2017-02-01 09:41:44	09:47:42	174	A	419	321 - EMS call, excluding vehicle accident w	1000 block of N VISTA VERDE DR
7039074	2017-02-01 19:01:22	19:06:34	183	A	419	321 - EMS call, excluding vehicle accident w	300 block of S HACIENDA CI
7043882	2017-02-05 14:00:00	14:07:18	174	B	963	322 - Motor vehicle accident with injuries	W CAMELBACK RD / N LITCHFIELD RD
7043924	2017-02-05 14:40:51	14:42:22	174	B	963	322 - Motor vehicle accident with injuries	W CAMELBACK RD / N LITCHFIELD RD
7044053	2017-02-05 16:36:56	16:43:49	174	B	419	321 - EMS call, excluding vehicle accident w	300 block of S DESERT AV
7045801	2017-02-07 01:20:11	01:24:08	174	B	511	321 - EMS call, excluding vehicle accident w	13000 block of W INDIAN SCHOOL RD
7047478	2017-02-08 11:52:05	11:58:07	183	A	519	321 - EMS call, excluding vehicle accident w	13700 block of W CAMELBACK RD
7049244	2017-02-09 17:07:29	17:19:06	174	C	419	321 - EMS call, excluding vehicle accident w	4600 block of N ALDEA RD W
7051945	2017-02-11 18:22:54	18:31:34	174	B	311	321 - EMS call, excluding vehicle accident w	14200 block of W DENNY BL
7056288	2017-02-15 09:17:43	09:25:58	174	C	311	321 - EMS call, excluding vehicle accident w	14200 block of W DENNY BL
7057114	2017-02-15 21:23:27	21:27:44	183	C	9311	321 - EMS call, excluding vehicle accident w	300 block of S OLD LITCHFIELD RD
7057555	2017-02-16 09:57:41	10:05:43	183	C	419	321 - EMS call, excluding vehicle accident w	1000 block of N VISTA VERDE DR
7057830	2017-02-16 13:48:22	13:54:45	174	C	419	321 - EMS call, excluding vehicle accident w	400 block of S OTERO CI
7058745	2017-02-17 08:24:22	08:29:53	183	B	429	321 - EMS call, excluding vehicle accident w	14200 block of W WIGWAM BL
7059409	2017-02-17 17:55:48	18:05:46	185	B	311	321 - EMS call, excluding vehicle accident w	14200 block of W DENNY BL
7059871	2017-02-18 03:03:19	03:08:00	174	B	965	321 - EMS call, excluding vehicle accident w	13000 block of W INDIAN SCHOOL RD
7059937	2017-02-18 05:51:43	05:59:40	183	B	419	321 - EMS call, excluding vehicle accident w	200 block of W LLANO DR
7060360	2017-02-18 13:57:03	14:02:33	174	B	311	321 - EMS call, excluding vehicle accident w	12900 block of W LAS CRUCES DR
7061405	2017-02-19	11:27:24	321	A	419	321 - EMS call, excluding vehicle accident w	200 block of W LLANO DR

	11:23:51						
7065002	2017-02-22 10:40:05	10:46:06	183	C	419	321 - EMS call, excluding vehicle accident w	4800 block of N HIDDEN TE
7065643	2017-02-22 19:55:06	20:00:08	183	C	122	321 - EMS call, excluding vehicle accident w	300 block of E WIGWAM BL
7065892	2017-02-23 01:03:36	01:10:10	174	C	419	321 - EMS call, excluding vehicle accident w	1100 block of N VILLA NUEVA DR
7066825	2017-02-23 18:12:12	18:17:05	174	B	419	321 - EMS call, excluding vehicle accident w	1100 block of N VILLA NUEVA DR
7067275	2017-02-24 04:55:40	05:02:42	183	B	429	321 - EMS call, excluding vehicle accident w	14100 block of W DENNY BL
7068610	2017-02-25 05:54:16	06:02:03	183	B	900	321 - EMS call, excluding vehicle accident w	400 block of N OLD LITCHFIELD RD
7069237	2017-02-25 17:17:28	17:29:00	54	A	311	321 - EMS call, excluding vehicle accident w	14100 block of W DENNY BL
7069643	2017-02-26 00:23:27	00:29:45	183	A	449	321 - EMS call, excluding vehicle accident w	300 block of E WIGWAM BL
7070163	2017-02-26 13:24:38	13:31:01	183	A	419	321 - EMS call, excluding vehicle accident w	900 block of E CASTILLO DR
7070504	2017-02-26 18:47:12	18:53:04	183	A	965	324 - Motor vehicle accident with no injurie	W CAMELBACK RD / N LITCHFIELD RD
7070873	2017-02-27 04:11:32	04:20:52	183	A	311	321 - EMS call, excluding vehicle accident w	14100 block of W DENNY BL
7071814	2017-02-27 20:29:27	20:35:32	183	C	160	321 - EMS call, excluding vehicle accident w	300 block of E WIGWAM BL

Good Intent Calls (3 Calls)

7050216	2017-02-10 12:00:46	12:09:45	183	C	962	622 - No incident found on arrival at dispat	W ALDEA DR S / RIO VISTA RD
7051730	2017-02-11 14:59:00	15:09:15	185	B	419	622 - No incident found on arrival at dispat	300 block of S DESERT AV
7059267	2017-02-17 16:15:35		183	B	419	611 - Dispatched & canceled en route	1100 block of N ORO VISTA DR

False Alarms & False Calls (1 Call)

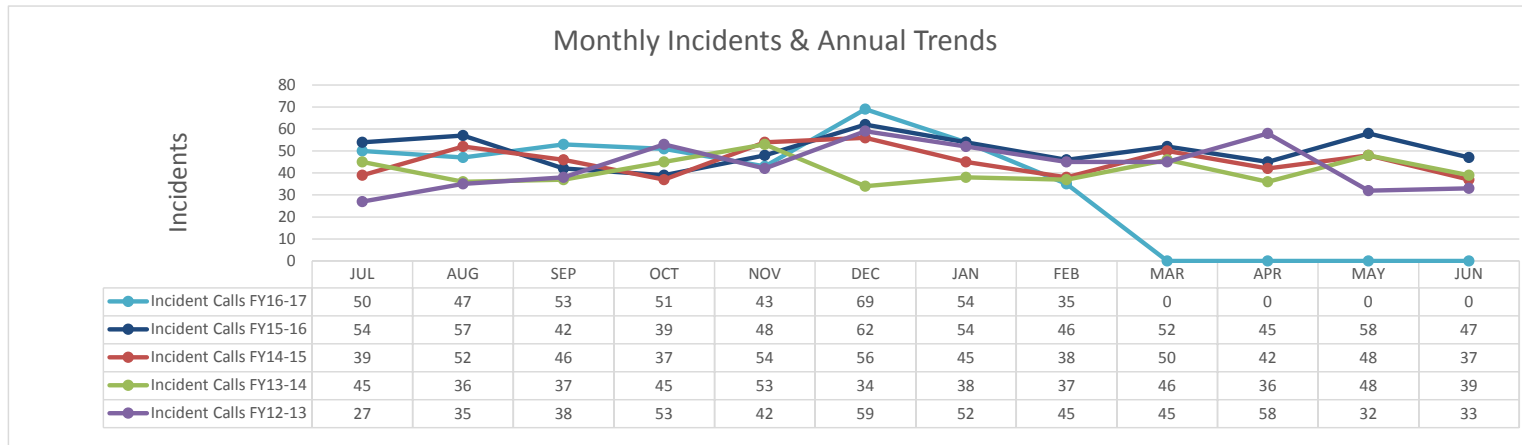
7041939	2017-02-03 23:28:26	23:34:29	174	C	311	740 - Unintentional transmission of alarm, o	12900 block of W LAS CRUCES DR
---------	------------------------	----------	-----	---	-----	--	--------------------------------

Incident Response Units

Apparatus	Station Location	Jurisdiction
E54	9820 W. Campbell Ave.	City of Phoenix
E174	3200 N. Dysart Rd.	City of Avondale
E183	3075 N. Litchfield Rd.	City of Goodyear
E185	15875 W Clubhouse Dr.	City of Goodyear
E321	4715 N 189th Ave.	Buckeye Valley Fire District

City of Litchfield Park Incident Reporting

	JUL	AUG	SEP	OCT	NOV	DEC	JAN	FEB	MAR	APR	MAY	JUN	Total YTD	Annual Trend
EMS	35	34	45	41	34	53	46	31					319	479
Other Unknown	0	0	0	0	0	0	0	0					0	0
Hazardous Conditions	2	2	0	1	1	1	1	0					8	12
Other Type of Incidents	0	0	0	0	0	0	0	0					0	0
Good Intent	8	7	5	4	5	7	3	3					42	63
False Alarm/False Calls	3	1	1	1	2	3	2	1					14	21
Calls for Service	1	3	2	4	1	5	1	0					17	26
All Fires	1	0	0	0	0	0	1	0					2	3
Incident Calls FY16-17	50	47	53	51	43	69	54	35	0	0	0	0	402	603
Incident Calls FY15-16	54	57	42	39	48	62	54	46	52	45	58	47	604	604
Incident Calls FY14-15	39	52	46	37	54	56	45	38	50	42	48	37	544	544
Incident Calls FY13-14	45	36	37	45	53	34	38	37	46	36	48	39	494	494
Incident Calls FY12-13	27	35	38	53	42	59	52	45	45	58	32	33	519	519
Incident Calls - Monthly Difference from FY15-16 to FY16-17	-4	-10	11	12	-5	7	0	-11	0	0	0	0		
Percentage Increase/Decrease	-8%	-21%	21%	24%	-12%	10%	0%	-31%	4%	7%	17%	21%		



	Annual Trend
Incident Calls FY16-17	402
Incident Calls FY15-16	604
Decrease	-1

Monthly Incident Trend Report

FY 16-17
Incidents by District

